



Somers Transportation Department

Here Comes the Bus App Instructions

1. Download and install the Here Comes the Bus app from the Apple App Store or Google Play.

When you first open the app, you'll be presented with this screen.

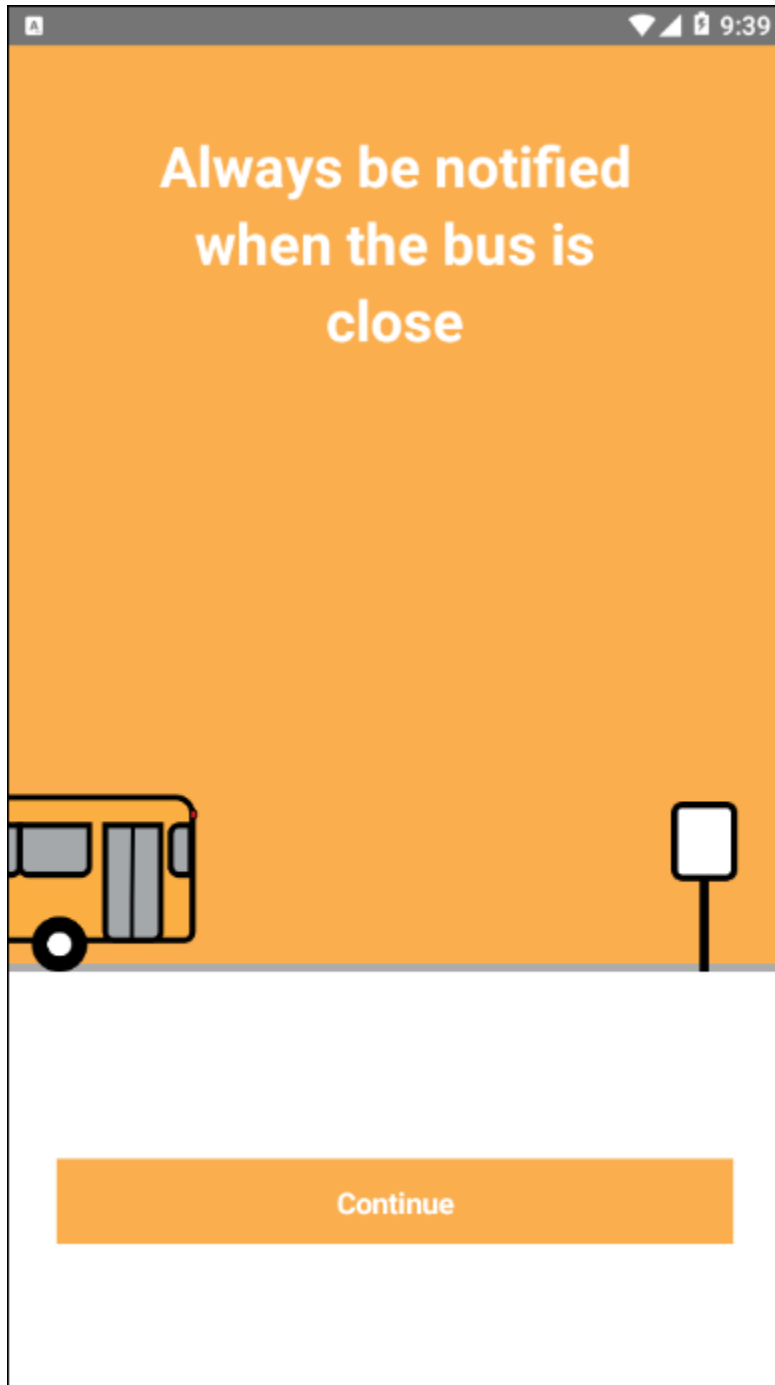
The screenshot shows the login screen of the 'Here Comes the Bus' app. The background is orange. At the top, there is a circular icon of a bus with a Wi-Fi signal. Below the icon, the text 'Here Comes the Bus' is displayed in white. There are four input fields: 'Email', 'School District Code', and 'Password' (with a 'Show' button to its right). Below these fields is a 'Login' button. At the bottom, there are two links: '[Forgot your school district code?](#)' and '[Forgot password?](#)'. At the very bottom, there is a link: 'Don't have an account? [Sign Up!](#)'.



Somers Transportation Department Here Comes the Bus App Instructions

2. Tap Sign Up! at the bottom of the page.

The following screen will appear.

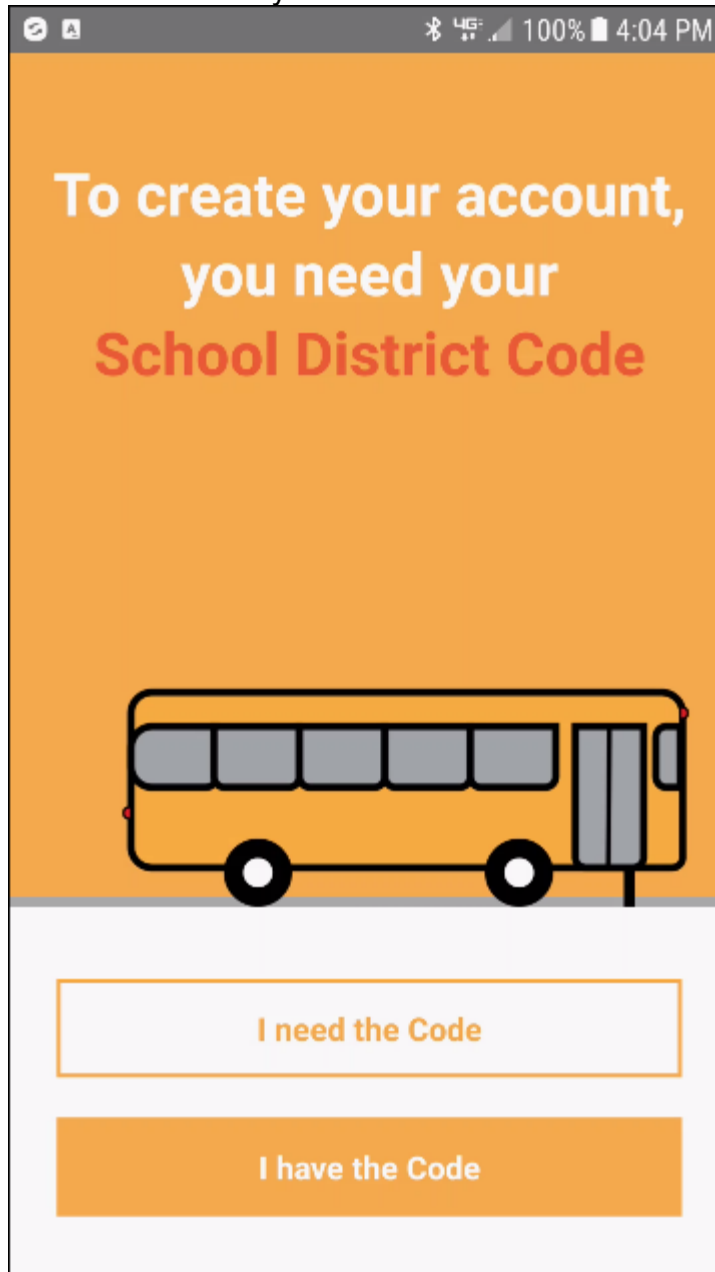


3. Tap Continue.



Somers Transportation Department Here Comes the Bus App Instructions

You'll be asked for your school district's code.



4. Tap I Have the Code.



Somers Transportation Department Here Comes the Bus App Instructions

The Create Your Account screen will appear.

A screenshot of a mobile application's "Create your account" screen. The screen has an orange header with the title "Create your account" and a subtitle "Please enter your email, first and last name, and your School District Code". Below the header are four light gray input fields labeled "Email", "First Name", "Last Name", and "School District Code". At the bottom is a large orange "Continue" button. The status bar at the top shows 87% battery and 9:12 AM.

5. Type your email address, first and last name, and school district code 29525.
6. Tap Continue.



Somers Transportation Department Here Comes the Bus App Instructions

Your school district name will appear in a dialog box.

School District Code

Please confirm you are registering
for **Westeros** School District

CANCEL **CONFIRM**

7. If the district name is the correct one, tap Confirm.



Somers Transportation Department Here Comes the Bus App Instructions

The Password screen will appear.

Please create a password for your account

Here Comes the Bus passwords require at least 8 characters, one number, and one symbol.

Password SHOW

Repeat Password SHOW

Confirm password

8. Type the password you'd like to use for the Here Comes the Bus app in both the Password and Repeat Password fields.

Note: You can select Show if you'd like to verify the characters you entered.

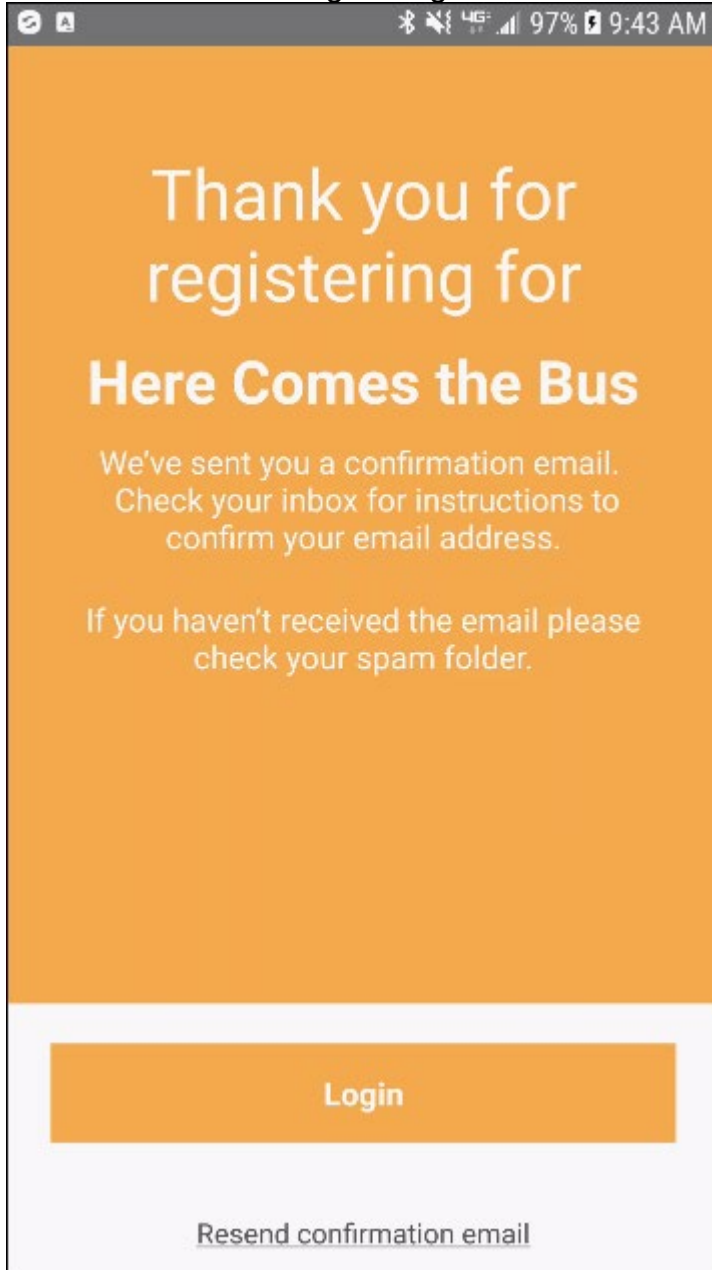
Your password needs to be 8 to 16 characters and contain both uppercase and lowercase letters and at least one number and special character.



Somers Transportation Department Here Comes the Bus App Instructions

9. Tap Confirm Password.

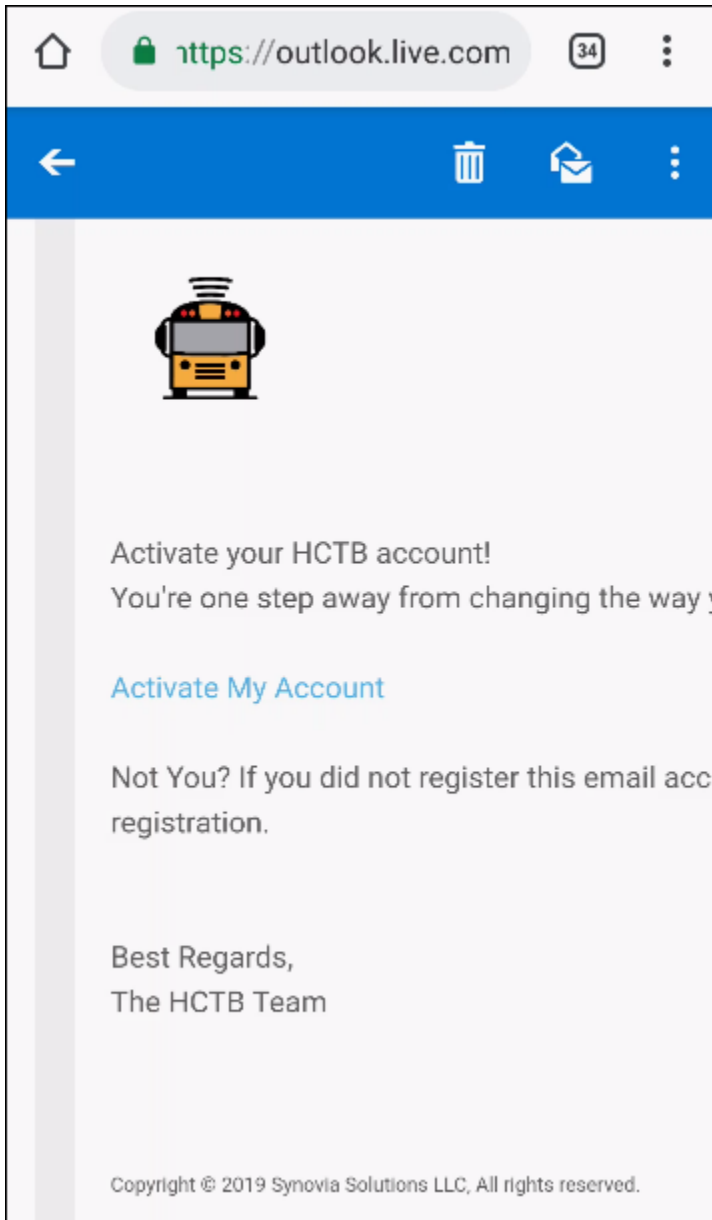
You'll be thanked for registering for Here Comes the Bus.





Somers Transportation Department Here Comes the Bus App Instructions

10. Open the email sent to you from noreply@synovia.com.



11. Tap Activate My Account.

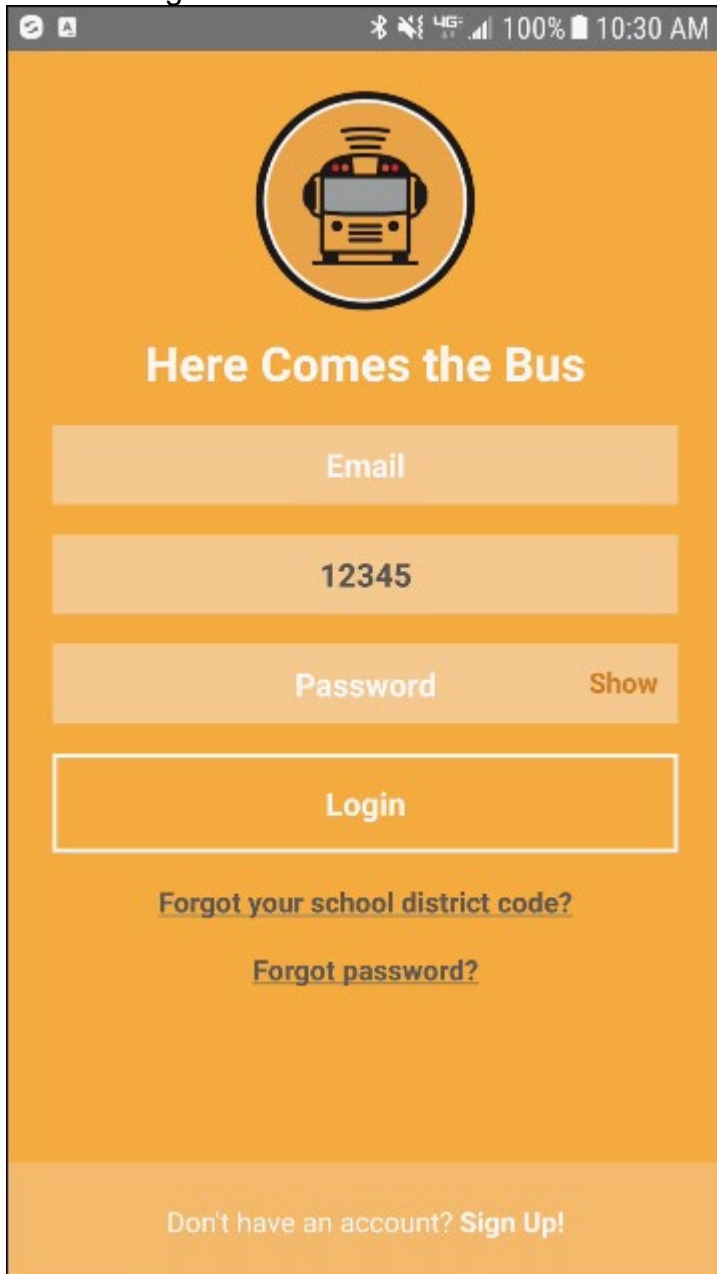
You'll be taken to the HCTB website, but you can finish the account-creation process in the app.



Somers Transportation Department

Here Comes the Bus App Instructions

12. If you left the app open, you can click Login. If not, when you open the app, you'll be on the login screen.



13. Type your HCTB email address, school district code (if it's not already there), and password.
14. Tap Login.



Somers Transportation Department Here Comes the Bus App Instructions

You'll be prompted to add your student's information.

11:03 AM

Enter your
Student's information
to continue

Don't worry if you are adding more than one student. You have the option to add more students later.

Last Name

Student ID

Add Student

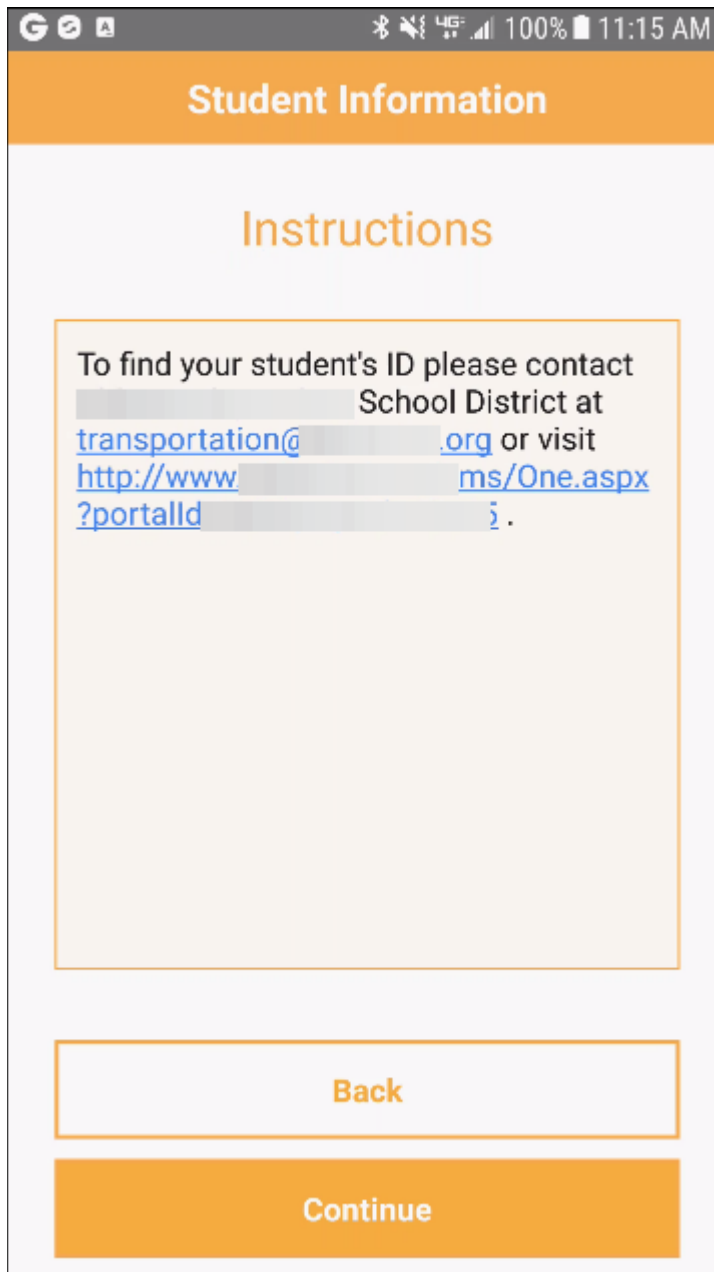
Back

[Need your student id?](#)

15. If you don't have your student's ID number, tap Need Your Student ID?.
16. If you have it, skip down to step **26**.
17. The school district's instructions on how to obtain your student's ID number will appear.



Somers Transportation Department Here Comes the Bus App Instructions



18. After following those instructions and obtaining the ID, tap Continue.

The Student Information screen, shown after step **21**, will appear again.

19. Type your student's last name and student ID.

20. Tap Add Student.

The stops your transportation department has entered for your student will



Somers Transportation Department Here Comes the Bus App Instructions

appear.

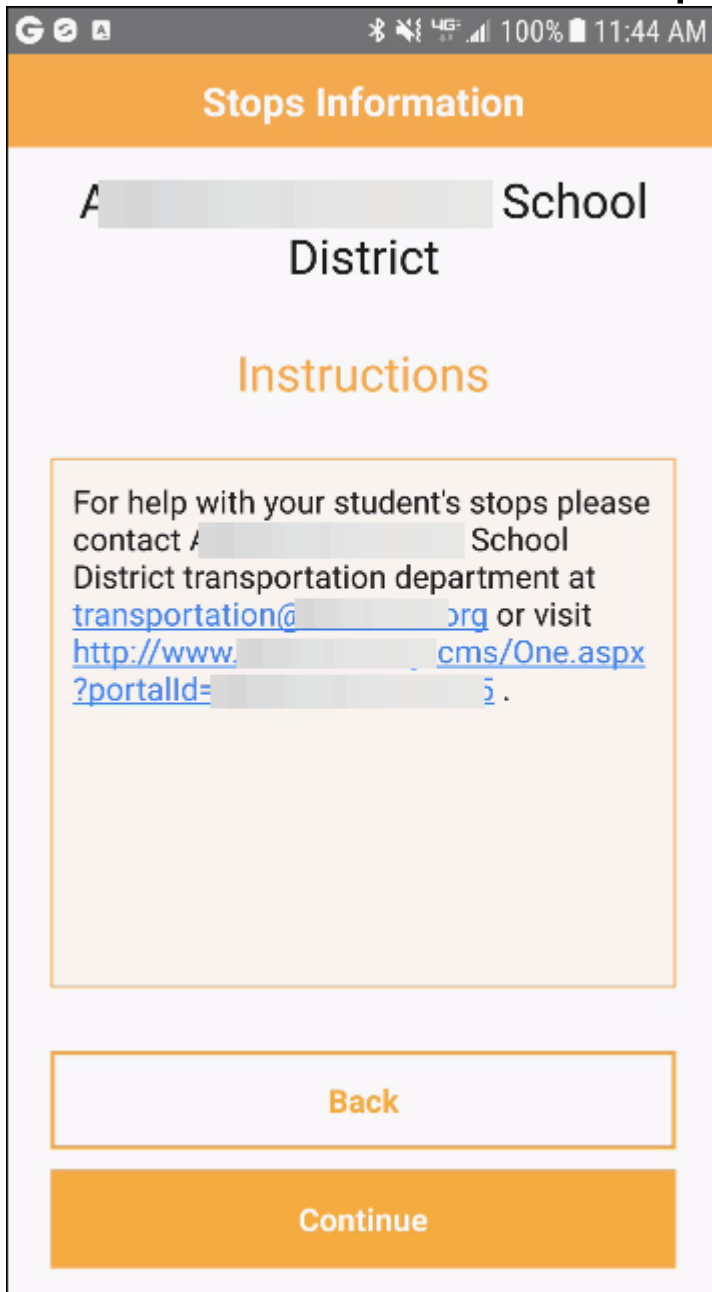
The screenshot shows a mobile app interface with an orange header. At the top, there is a bus icon in a circle. Below it, the text reads: "Here are the stops on file for **ALEXANDER**". Underneath, it says: "If you don't see your stop(s), please select I need help". There are two input fields, one for "AM" and one for "PM". Each field contains a list of stops, with "A" and "C" visible on the left and "DS-" on the right. Below the input fields are two buttons: "I need help" (orange border) and "Proceed" (solid orange).

21. If they are correct, tap Proceed and skip down to step **31**.
22. If they are incorrect, tap I Need Help.

The next screen will display your transportation department's instructions on how to inform them that they have the wrong bus stops on file.



Somers Transportation Department Here Comes the Bus App Instructions



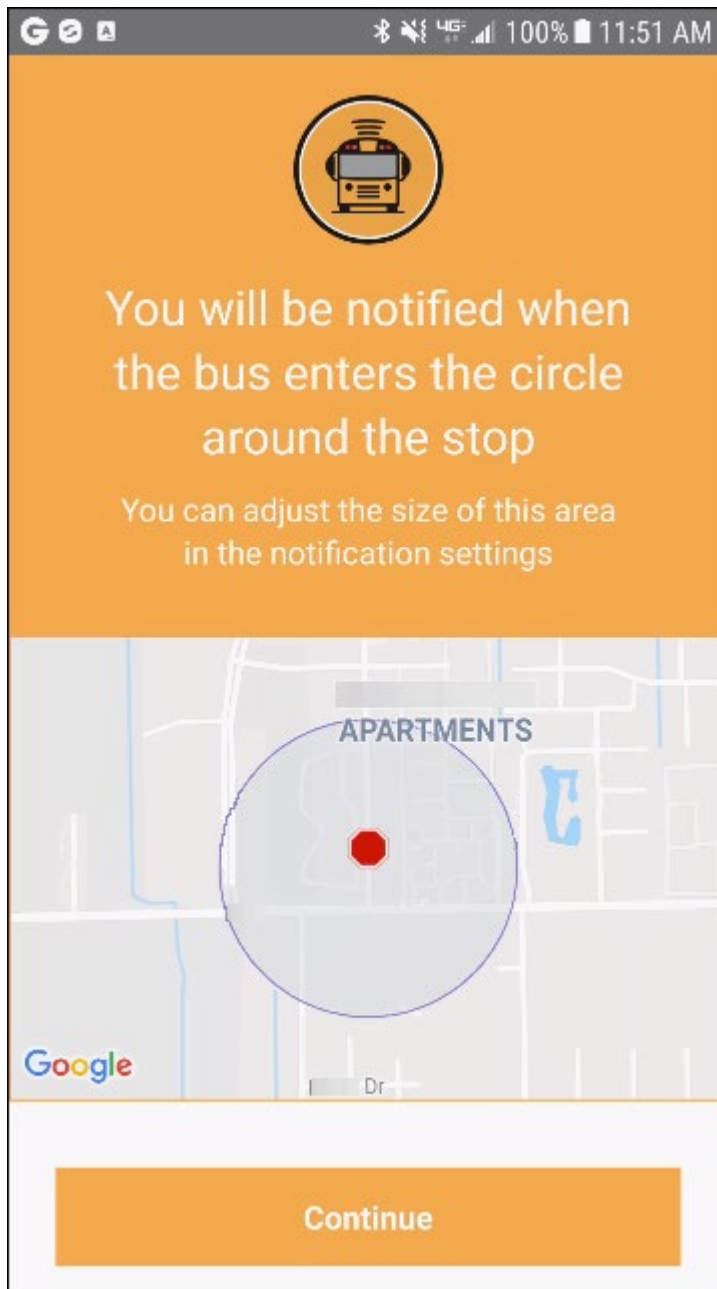
They will have to rectify the situation.

23. After they do so, you can tap Continue on this screen.

Your notification radius will appear on a map. This is a circular area around your student's bus stop; when the bus enters the radius is when you will receive an alert by email or push notification, if you opt to receive that.



Somers Transportation Department Here Comes the Bus App Instructions



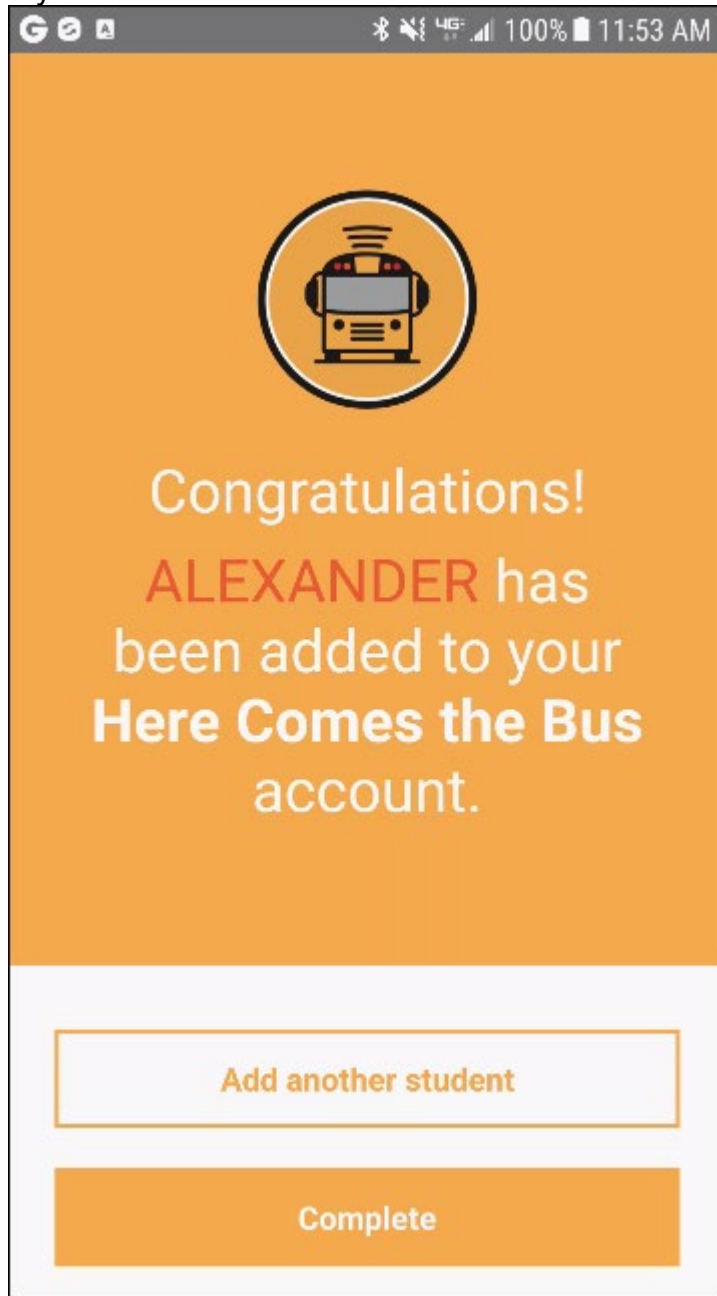
24. Tap Continue.

The next screen will be a success message, saying your student has been added



Somers Transportation Department Here Comes the Bus App Instructions

to your account.



25. You can tap Add Another Student and repeat this process if needed.

26. If you are finished adding students, tap Complete.



Somers Transportation Department

Here Comes the Bus App Instructions

You'll be prompted to enter the name of your device, such as "Elizabeth's S8."

Please enter the name of your device. For example, "Joe's Phone" or "Family iPad." You will use this name later when managing notifications.

Enter Device Name

Save

27. Tap in the Enter Device Name field and type the name.
28. Tap Save.



Somers Transportation Department Here Comes the Bus App Instructions

The Here Comes the Bus home screen will appear.

