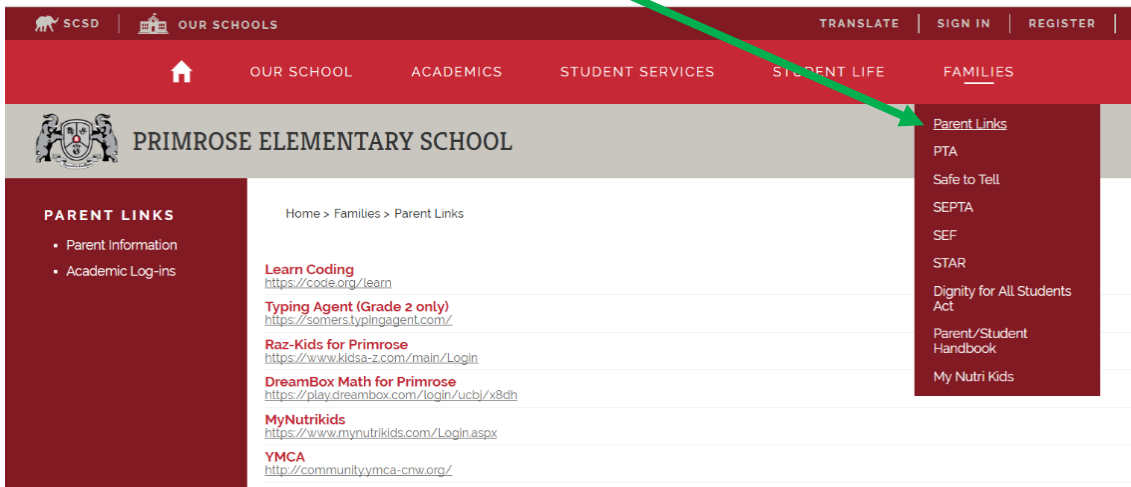


DREAMBOX at HOME For Primrose Students

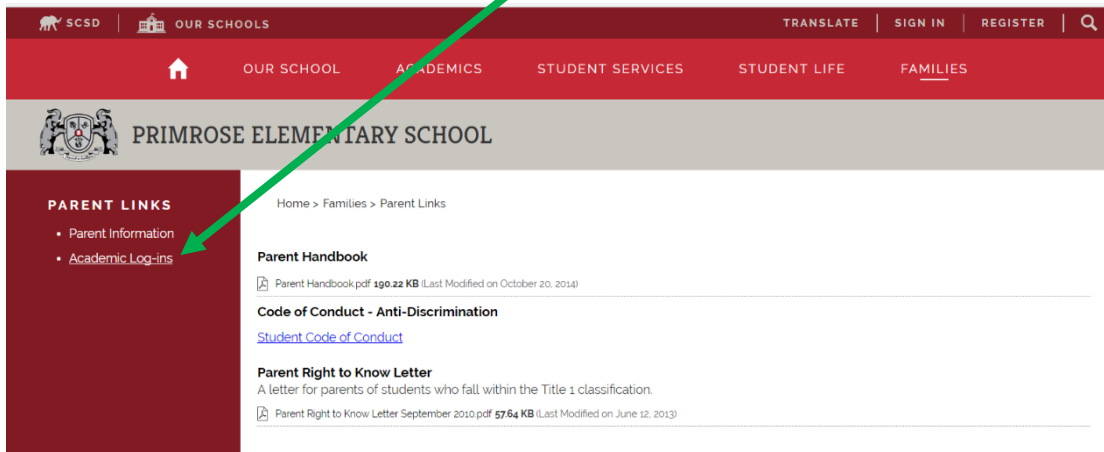
- In your browser go to www.somersschools.org, click on "Our Schools" - then click on Primrose School:



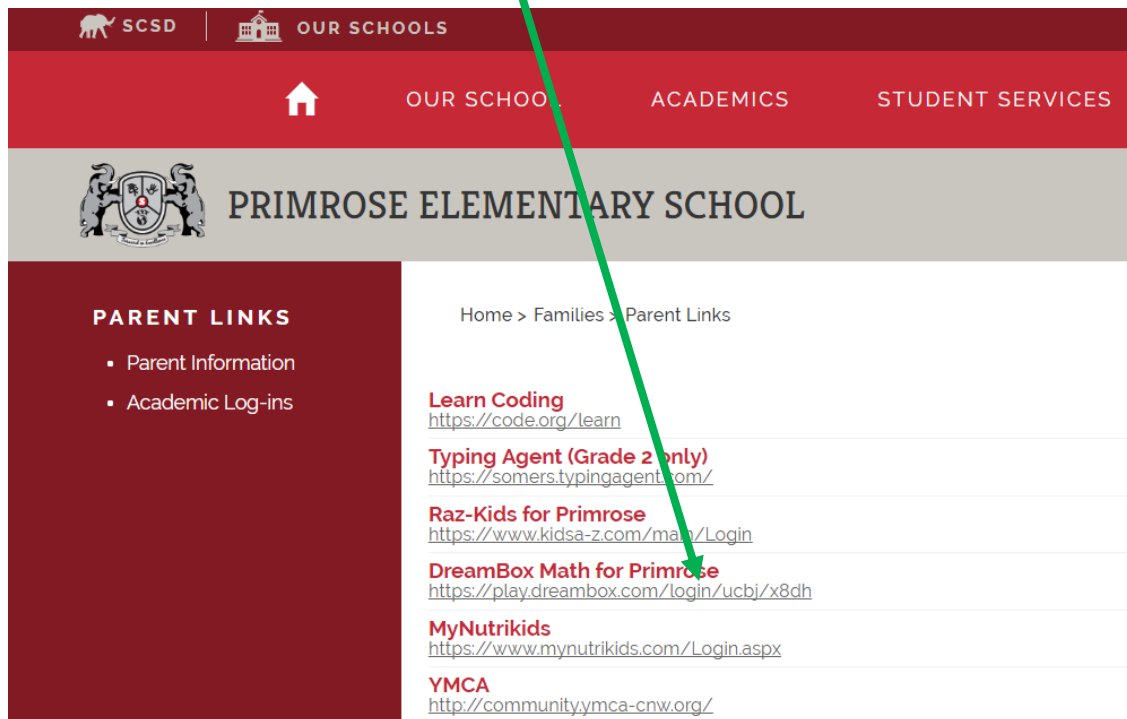
- Under "Families" click on [Parent Links](#):



- On the left side, click on [Academic Log-ins](#):



- Click on the link to [DreamBox Math](#) for Primrose:



- Students choose their teacher's classroom. If a picture login is not shown, students must type their **lastname.firstname** and whatever password the teacher assigned them.
- DreamBox uses Adobe Flash - to be sure it's installed and up-to-date on your home computer click [HERE](#) for instructions from DreamBox. If that link doesn't work, copy/paste this url into your browser:

<https://support.dreambox.com/s/article/ka2800000000AvaAAE/How-to-Install-and-Enable-Adobe-Flash-Player>

- If using an iPad be sure to enter the Primrose School code: **ucbj/x8dh**

Tips for home usage:

- 1) Allow for 15 to 20 minute sessions throughout the week.
- 2) Encourage completion of every lesson that is started. Mistakes are OK. Your child should not shy away from incorrect answers, as they help find the right lesson to build learning progress.
- 3) We know it's difficult, but please resist the urge to help with answers so that your child doesn't move ahead before he or she is truly ready.